

3M™ Scotchcast™

Electrical Resin 9

Two-Part, Room-Curing, Class B (130°C),
Semi-flexible, Filled Epoxy Liquid Resin

Data Sheet

April 2013

Description

3M™ Scotchcast™ Electrical Resin 9 is an easy-to-use resin system possessing medium viscosity and unique handling properties. It has a simple 1:1 mix ratio (by weight), a low toxicity potential and is frequently used in applications requiring excellent thermal shock and mechanical shock resistance. The resin's low exotherm and good pot life allow the user to mix substantial quantities at one time. High adhesion, low stress and low exotherm also reduce the effect of strain and temperature on sensitive components that have been coated with this resin.

- Good handling qualities
- Low exotherm
- Excellent thermal and mechanical shock resistance

Handling Properties

Mix Ratio (A-B)	Wt 1:1 Vol (%) 47:53
Viscosity @ 23°C (73°F)	A = 90,000 cps B = 20,000 cps Mixed = 28,000 cps
Density	A = 2.448 kg/l (12.08 lbs/gal) B = 1.280 kg/l (10.68 lbs/gal)
Flash Point	A = 201°C (395°F) B = 180°C (356°F)
Gel Time	28 min. @ 60°C (140°F)
Curing Guide	23°C (73°F) 24-48 hrs 60°C (140°F) 2 hrs 95°C (203°F) 1 hr

3M™ Scotchcast™ Electrical Resin 9

Typical Properties

Not for specifications. Values are typical, not to be considered minimum or maximum.
Properties measured at room temperature 73°F (~23°C) unless otherwise stated.

Physical Property (*See Test Method Table)	Typical Value US units (metric)
Color	Brown
Hardness (Shore D)	70
Specific Gravity (cured)	1.42
Compressive Strength*¹ 10% Compression	4400 psi (309 kg/cm ²)
Tensile Strength*² Ultimate	2200 psi (155 kg/cm ²)
Elongation (% at break)*²	19
Flexural Strength*³	1100 psi (77 kb/cm ²)
Thermal Conductivity*⁴ (Cal • cm/cm ² • sec • °C)	7.4 x 10 ⁻⁴
Linear Thermal Expansion*⁴ (23°C to 113°C) (length/unit length/°C)	13 x 10 ⁻⁵
Thermal Shock*⁴	Pass
Thermal Shock*⁴ 10 cycles – 55 to 130°C ¼" (6,35 mm) Olyphant Insert	Pass
Electric Strength*⁵ 1/8" (3,175 mm) sample	350 V/mil (13,8 kV/mm)
Mechanical Shock*⁴ Ball Drop (lbs)	7.75 (3,5 kg)
Moisture Absorption*⁴ % weight increase, 240 hrs. @ 96% R.H.	0.8
Thermal Aging % weight loss 1000 hrs. @ 130°C Hardness Change (Shore D)	2.5 +13
Dielectric Constant*⁷ 1000 Hz 23°C	4.6
Dissipation Factor*⁷ 1000 Hz 23°C	0.10
Volume Resistivity*⁸ 23°C (ohm-cm)	1 x 10 ¹³
Boiling Water Resistance 7 Days - % weight gain - Hardness Change (Shore D)	2.5 -8
Flammability*⁴	Self-extinguishing

Test Methods

¹Fed. Std. No. 406, Method 1021

²Fed. Std. No. 406, Method 1011

³Fed. Std. No. 406, Method 1031

⁴MIL-I-16923E

⁵Fed. Std. No. 406, Method 4031

⁶3M Test Method

⁷Fed. Std. No. 406, Method 4021

⁸Fed. Std. No. 406, Method 4041

3M™ Scotchcast™ Electrical Resin 9

Usage Information

Mixing

Mix the separate parts before removing them from their containers. They may be warmed to 60°C (140°F) to aid the mixing process. Thoroughly mix parts A and B in the correct proportions. Mix until the color is uniform or a homogeneous mixture is obtained.

De-aerating

Air introduced during mixing can be removed by evacuating at 5 to 10 mm of mercury (Hg) absolute pressure. The 3M™ Scotchcast™ Electrical Resin can be warmed to aid air removal. The container sidewall should be four times the height of the liquid resin to contain the foaming that takes place under vacuum.

Casting and Impregnating

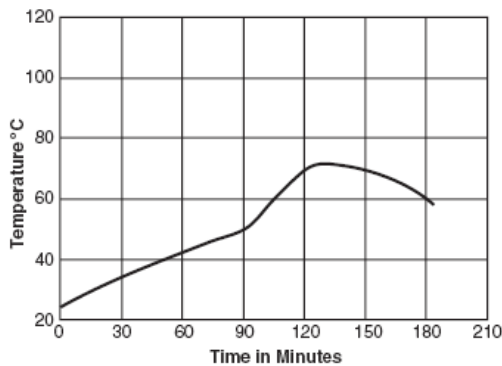
Pour the warm resin into the preheated 100°C (212°F) mold. If no mold is used, dip the preheated part into the resin. Heating the part, resin and mold aids impregnation. Evacuate at 5 mm of mercury (Hg) absolute pressure, or pour under vacuum and hold for several minutes before releasing.

Curing

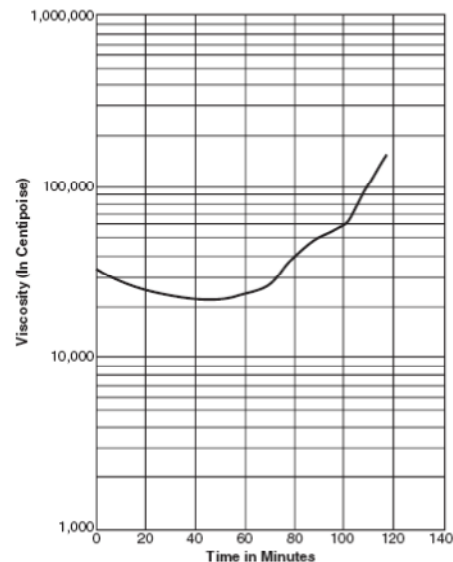
Where minimum stress and maximum thermal shock resistance are required, the ambient temperature cure cycle is recommended. If an oven cure is used, time should be added to the cure cycle to allow the resin to reach the curing temperature. Cure using cycles shown under **Handling Properties**. Where higher temperatures are not objectionable and the size of the casting not excessive, the resin can be quick-cured in one hour at 95°C (203°F).

Handling and Safety Precautions

Read all Health Hazard, Precautionary and First Aid statements found in the Material Safety Data Sheet (MSDS) and/or product label of chemicals prior to handling or use.



Exothermic Heat Rise for 1 lb. Sample

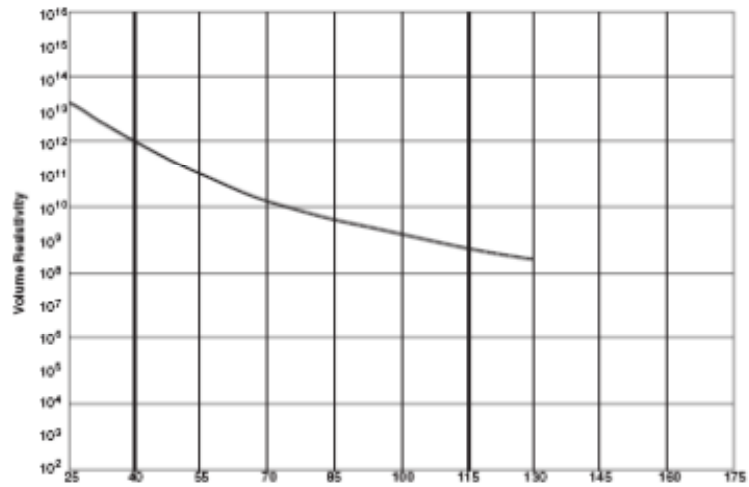


Brookfield Viscosity vs Time @ 73°F (23°C) 1 lb. sample

3M™ Scotchcast™ Electrical Resin 9

Volume Resistivity (ohm-cm)

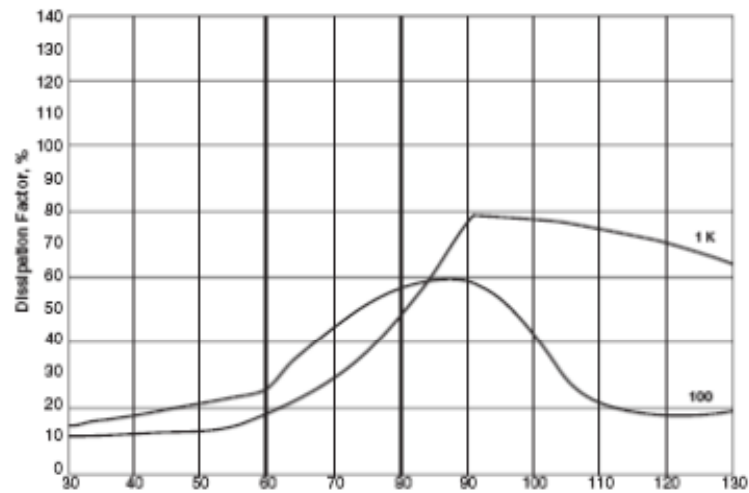
Fed. Std. No. 406, Method 4041



Dissipation Factor %

Fed. Std. No. 406

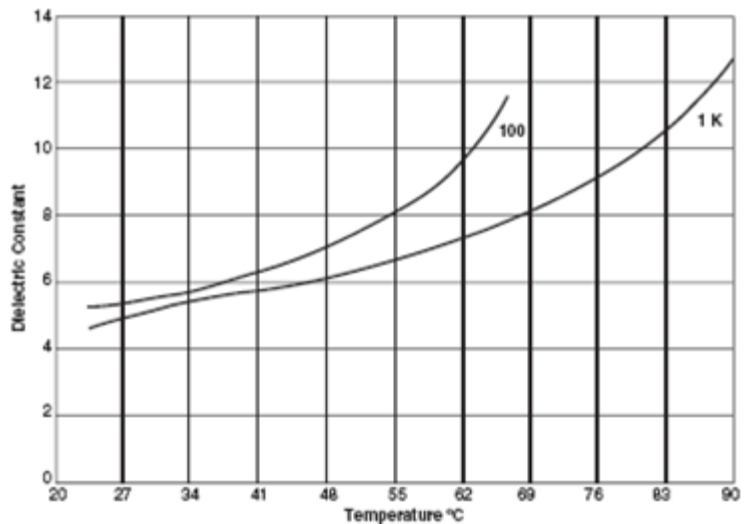
(Test Frequencies in Hertz)



Dielectric Constant

Fed. Std. No. 406, Method 4021

(Test Frequencies in Hertz)



3M™ Scotchcast™ Electrical Resin 9

Shelf Life & Storage These resins have a 2 year shelf life following the date of manufacture when stored in a humidity controlled storage (10°C/50°F to 27°C/80°F and <75% relative humidity). It is 3M's standard procedure to ship any resin product with at least 50% of its shelf life remaining. Any special request for a specific shelf life requirement may require a larger than stated MOQ that justifies a non-scheduled product run. Contact your 3M sale representative or Customer Service for specific shelf life MOQ requirements. No product returns will be accepted on special shelf life request orders.

Availability Please contact your local distributor; available from 3M.com/electrical [Where to Buy] or call 1-800-676-8381.

Important Notice All statements, technical information, and recommendations related to 3M's products are based on information believed to be reliable, but the accuracy or completeness is not guaranteed. Before using this product, you must evaluate it and determine if it is suitable for your intended application. You assume all risks and liability associated with such use. Any statements related to the product, which are not contained in 3M's current publications, or any contrary statements contained on your purchase order, shall have no force or effect unless expressly agreed upon, in writing, by an authorized officer of 3M.

Warranty; Limited Remedy; Limited Liability This product will be free from defects in material and manufacture at the time of purchase. **3M MAKES NO OTHER WARRANTIES INCLUDING, BUT NOT LIMITED TO, ANY IMPLIED WARRANTY OF MERCHANTABILITY OR FITNESS FOR A PARTICULAR PURPOSE.** If this product is defective within the warranty period stated above, your exclusive remedy shall be, at 3M's option, to replace or repair the 3M product or refund the purchase price of the 3M product. **Except where prohibited by law, 3M will not be liable for any indirect, special, incidental or consequential loss or damage arising from this 3M product, regardless of the legal theory asserted.**

3M and Scotchcast are trademarks of 3M Company.



Electrical Markets Division
6801 River Place Blvd.
Austin, TX 78726-9000
800.676.8381
FAX: 800.828.9329
www.3M.com/oem

Please recycle
© 3M 2013 All rights reserved
78-8124-5590-1 Rev D